



an Andersen Company

## HOW TO POST A REVIEW

For Yelp, Angie's List, Google, & Yellow Pages

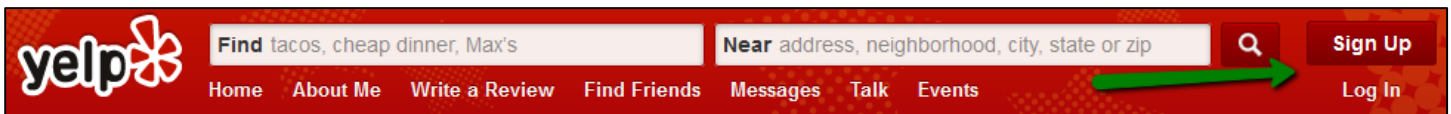
**Thank you!**

We appreciate you taking the time to share your experience with Renewal by Andersen to the world! If you have any questions or issues on how to post a review, please refer to this guide.

Updated 9/2015



1. Head to [www.yelp.com](http://www.yelp.com).
2. If you don't already have an account, create one for free using Facebook or your email! If you do, go ahead and log in:



### Sign Up for Yelp

Connect with great local businesses

Sign Up with Facebook

Don't worry, we never post without your permission.

OR

First Name  Last Name

Email

Password

By creating an account, you agree to Yelp's [Terms of Service](#) and [Privacy Policy](#).

**Sign Up**

### Log In to Yelp

New to Yelp? [Sign up](#)

Email

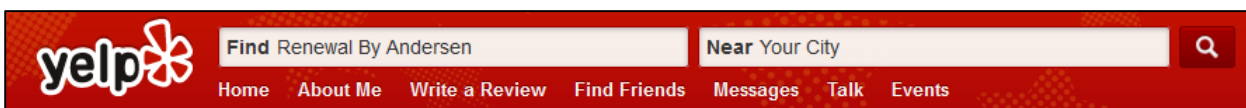
Password

[Forgot password?](#)

**Log In**

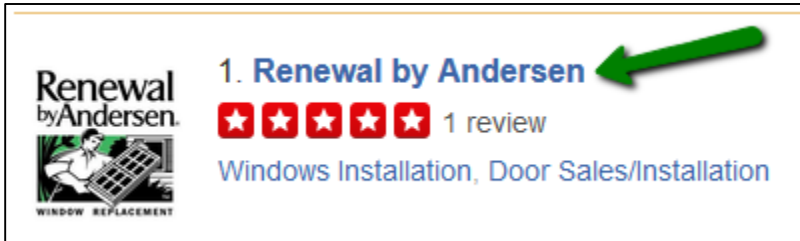
By logging in you agree to Yelp's [Terms of Service](#) and [Privacy Policy](#).

3. Next, find Renewal by Andersen in your specific area:





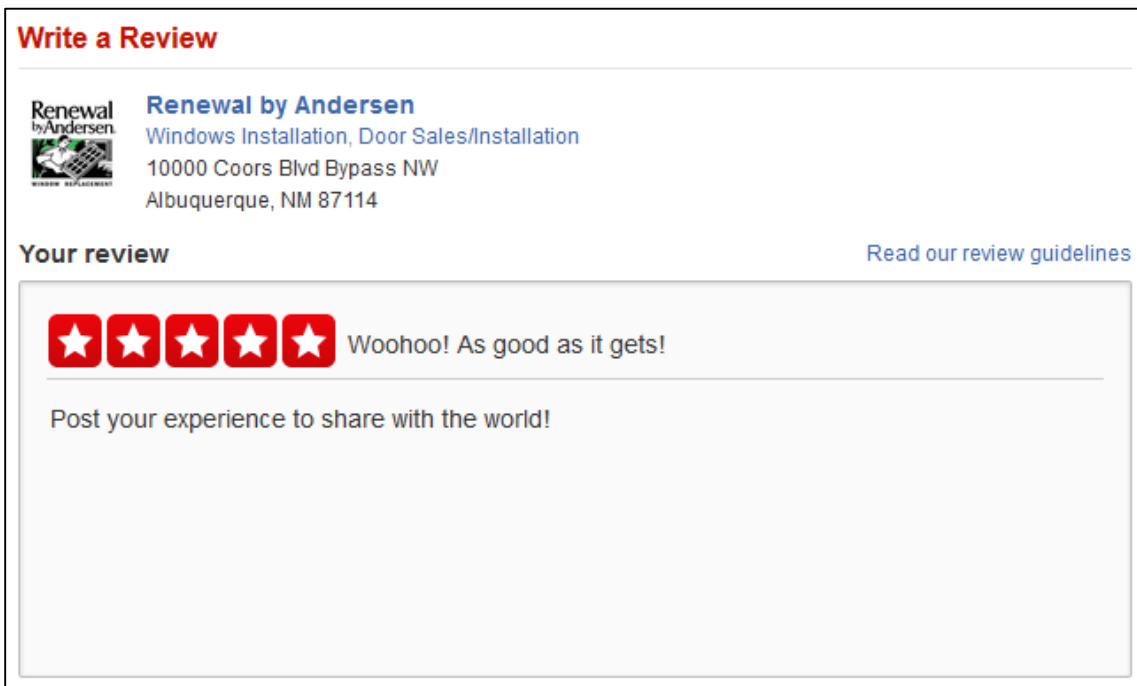
4. Click on our Yelp page:



5. Click on the “Write a Review” button:



6. Rate us, type your review, and post it!



7. Give yourself a solid pat on the back and have a cupcake (with extra frosting)! We appreciate your feedback.

# Angie's list

1. Head to [www.angieslist.com](http://www.angieslist.com).
2. If you don't already have an account, you can join or if you do, go ahead and sign in!



3. Search for Renewal by Andersen in your area:




4. Click on the "Write a Review" button:



5. Fill out your ratings:

**Ratings** ? All fields with an \* are required fields.

|                   | A                                | B                     | C                     | D                     | F                     | N/A                   |
|-------------------|----------------------------------|-----------------------|-----------------------|-----------------------|-----------------------|-----------------------|
| * Overall         | <input checked="" type="radio"/> | <input type="radio"/> | <input type="radio"/> | <input type="radio"/> | <input type="radio"/> |                       |
| * Price           | <input checked="" type="radio"/> | <input type="radio"/> | <input type="radio"/> | <input type="radio"/> | <input type="radio"/> | <input type="radio"/> |
| * Quality         | <input checked="" type="radio"/> | <input type="radio"/> | <input type="radio"/> | <input type="radio"/> | <input type="radio"/> | <input type="radio"/> |
| * Responsiveness  | <input checked="" type="radio"/> | <input type="radio"/> | <input type="radio"/> | <input type="radio"/> | <input type="radio"/> | <input type="radio"/> |
| * Punctuality     | <input checked="" type="radio"/> | <input type="radio"/> | <input type="radio"/> | <input type="radio"/> | <input type="radio"/> | <input type="radio"/> |
| * Professionalism | <input checked="" type="radio"/> | <input type="radio"/> | <input type="radio"/> | <input type="radio"/> | <input type="radio"/> | <input type="radio"/> |




A = Excellent  
B = Good  
C = Fair  
D = Bad  
F = Lousy

6. Fill out the details of your experience:

### Details of Your Experience







\* Were services performed by the provider?  
 Yes  No

\* Would you use this provider in the future?  
 Yes  No

\* Approximate date of service (or last contact)  
  Example Format: 9/17/2015







\* Approximate cost of service  
 USD

\* What did the provider do? [Examples](#) [Dos and Don'ts](#)

**B** *I*      


Replaced the windows and doors in my beautiful home!

\* How'd it go? We want all the details. [Examples](#) [Dos and Don'ts](#)

**B** *I*      

Post your experience to share with the world!

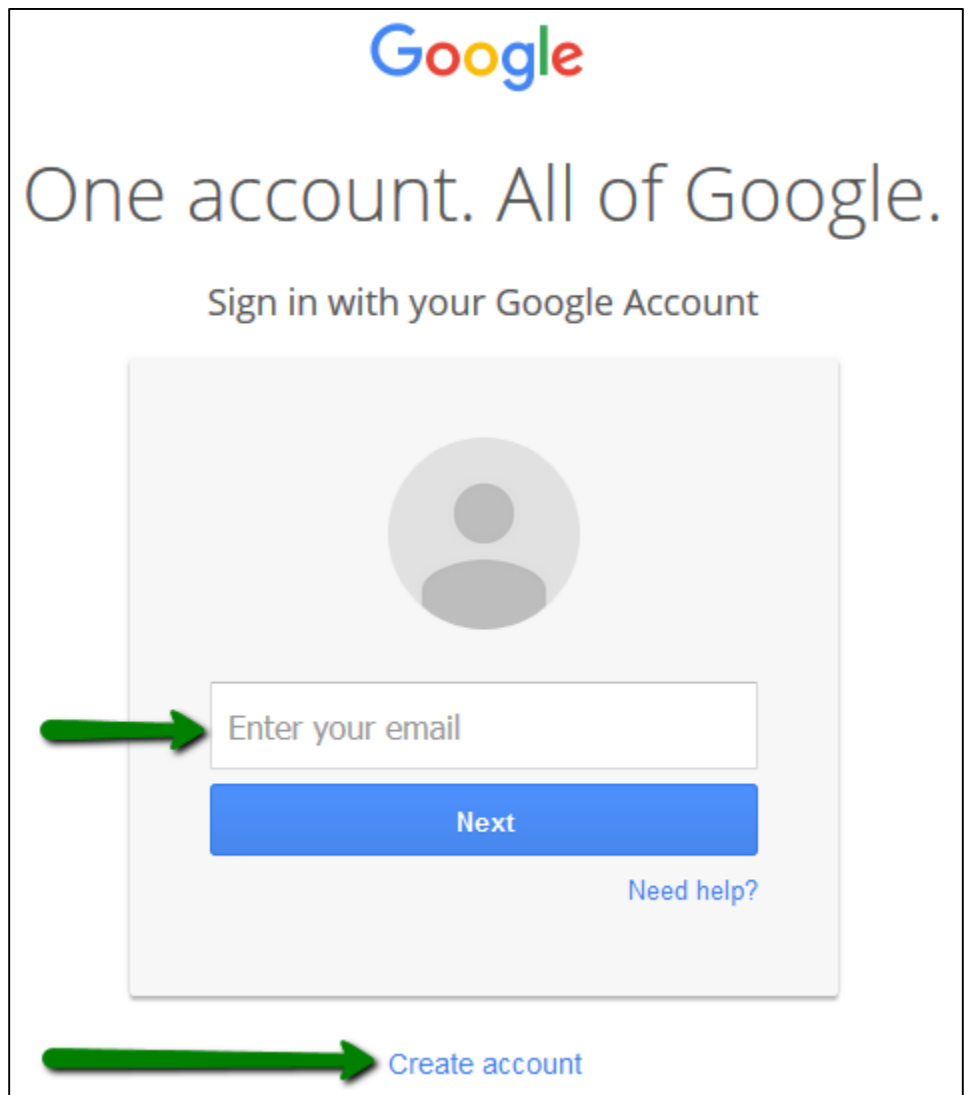
7. Go ahead and click the yellow "Submit Review" button!



8. Give yourself a round of applause and have your favorite cookie (a la mode, of course)! We appreciate your feedback.

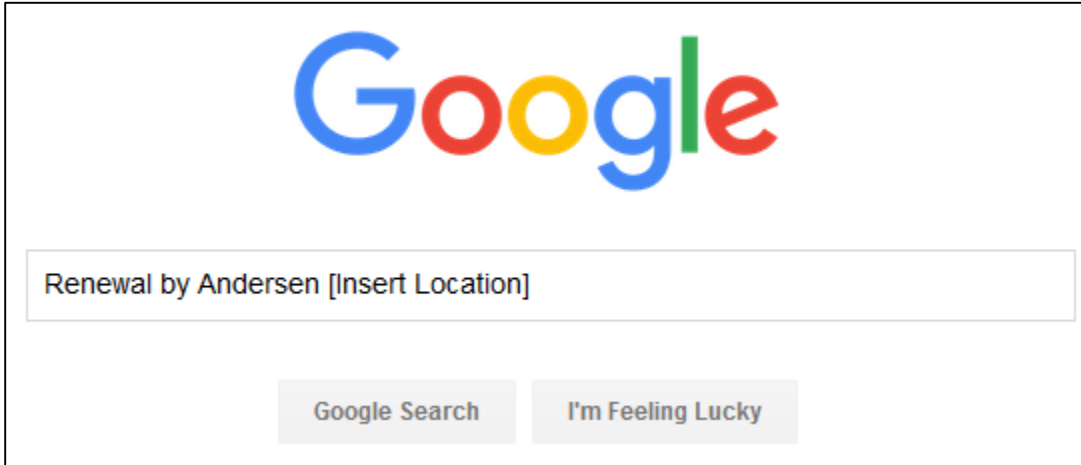


1. Head to [www.google.com](http://www.google.com).
2. If you don't already have a Google account, you can create one for free! Just click on the blue "Sign in" button and on the top right then "Create account" on the bottom of the page. If you do have an account, go ahead and sign in:

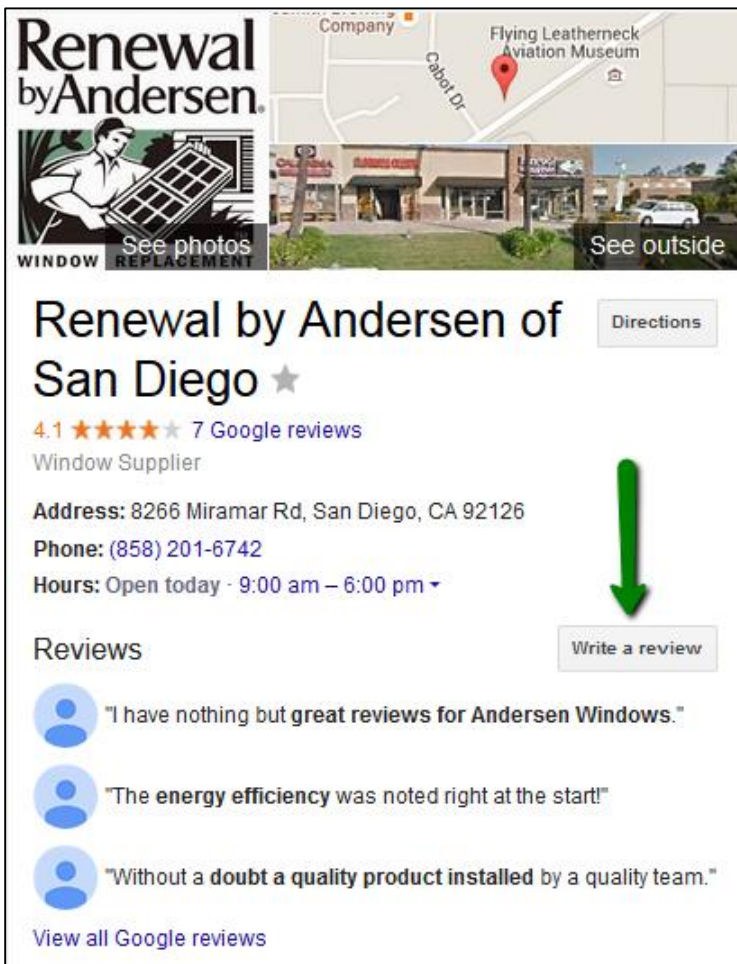




3. Once you're signed in, search for Renewal by Andersen with your location:



4. Next you should see your local RBA pop up, with the option to write a review. Go ahead and click it:





5. Rate us, type your review, and publish it!

**Renewal by Andersen**  
8266 Miramar Rd, San Diego, CA

★ ★ ★ ★ ★ Loved it

Post your experience to share with the world!

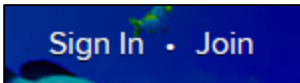
Your review will be posted publicly on the web, under  ?

6. Give yourself smiley face sticker and eat that slice of pie you've been eyeing for the past 3 days! We appreciate your feedback.





1. Head to [www.yellowpages.com](http://www.yellowpages.com) or [www.yip.com](http://www.yip.com).
2. If you don't already have a Yellow Pages account, you can create one for free with Facebook, Google+, or your email! Just click on the "Join" button on the top right. If you do have an account, go ahead and sign in:



Easy one click sign in.  
We won't post anything without your permission.

[facebook.](#)  
[Google+](#)

OR

Sign up with your email:

First Name  Last Name

Email

Password

Password Confirmation

Yes! Get YP's inside scoop on business recommendations and local events.

By joining YP.com you agree to our [Terms of Service](#) and [Privacy Policy](#). We value your privacy, and will not post to your wall without your permission.

[Join YP!](#)

Sign In with:

[facebook.](#)  
[Google+](#)

Don't worry. We won't post anything to social networks without your permission.

---

Or to your YP account:

Email

Password

[Forgot Password?](#)

[Sign In](#)



3. After signing in, search for Renewal by Andersen near your location:

A search bar with a yellow border. It contains the text 'Renewal by Andersen' in the first input field, 'near' in the middle, and 'Your Location' in the second input field. To the right of the second field is a dark grey button with a yellow magnifying glass icon.

4. Click on our YP listing, scroll down to “Reviews”, rate us, type your review, and click “Save”!

A screenshot of the 'REVIEWS' section on a Yelp listing. The word 'REVIEWS' is at the top left. Below it is a form for writing a review. On the left is a grey profile picture icon. Next to it is a text box with the placeholder text 'Post your experience to share with the world!'. To the right of the text box are five yellow stars. Further right is the text 'Click to rate'. At the bottom right of the form are two buttons: a blue 'Cancel' button and a yellow 'Save' button.

5. Thrust your fist in the air like you mean it and have a scoop (or the entire carton) of ice cream! We appreciate your feedback.